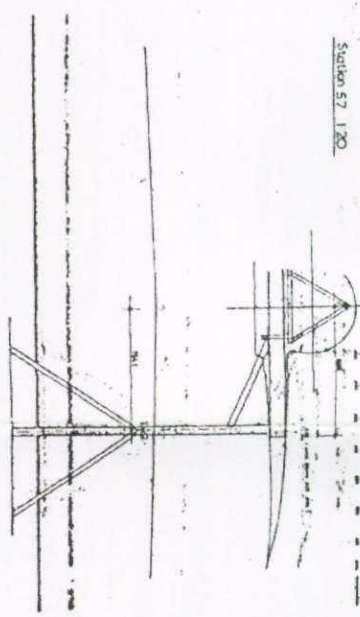
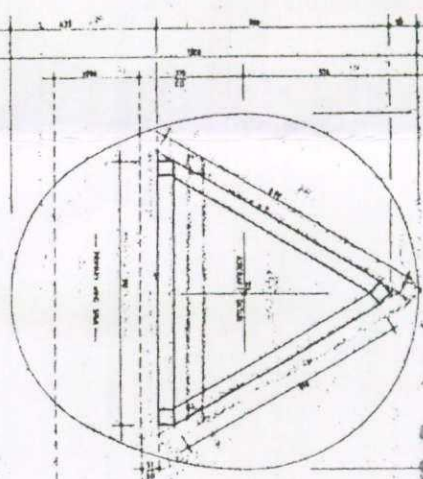
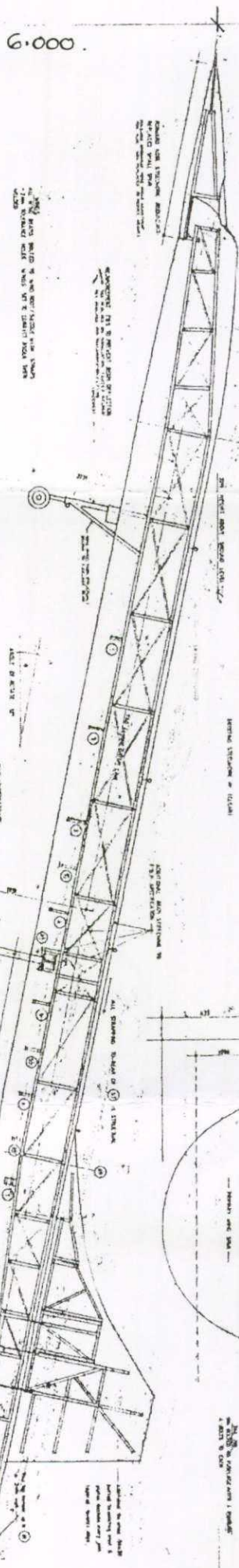


Station 57 120



SCALE 1:100

SIDE ELEVATION



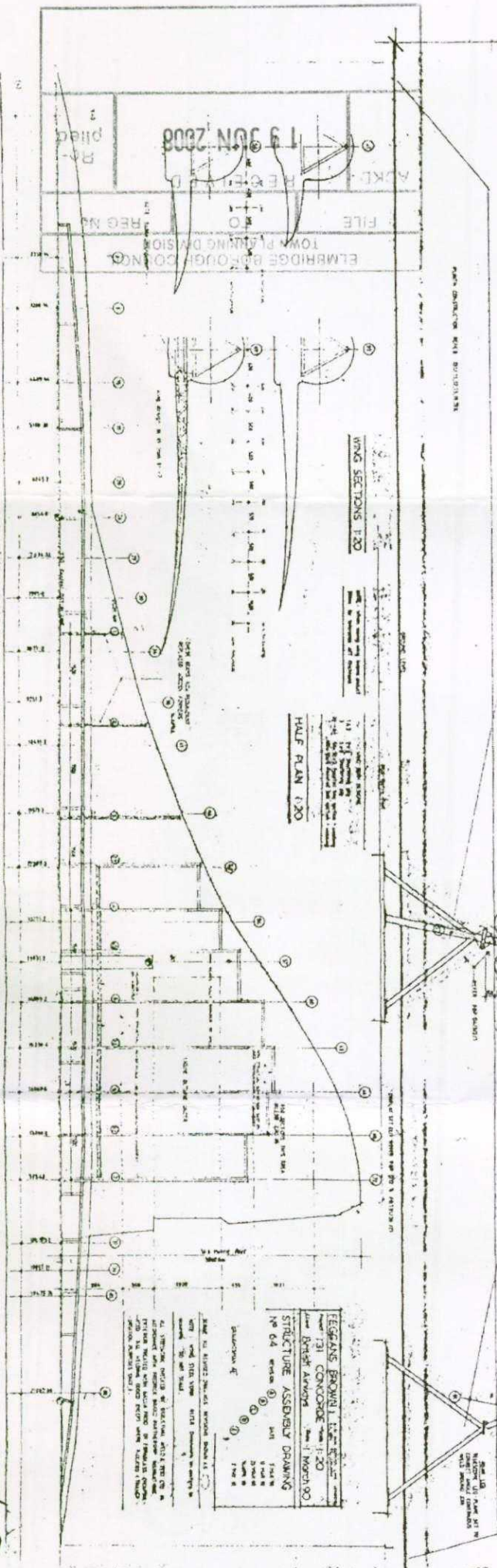
AMENDED

2008/11408

TYPICAL CROSS-SECTION
From Station 0-09 15

THICKNESS OF MEMBERS
IS SHOWN IN MILLIMETERS

6.000



WING SECTIONS 1:20

HALF PLAN 1:20

EGGARS BROWNE LANE 25-27
 LONDON W1A 1AA
 TEL: 01-235 8300
 FAX: 01-235 8301
 BRITISH ASSOCIATION OF
 STRUCTURAL ENGINEERS
 No 64 version 1/81

THIS DRAWING IS THE PROPERTY OF
 EGGARS BROWNE LANE AND SHOULD NOT
 BE REPRODUCED OR TRANSMITTED IN
 ANY FORM OR BY ANY MEANS
 WITHOUT THE WRITTEN PERMISSION OF
 EGGARS BROWNE LANE

ELM BRIDGE BRIDGEWORKS
 TOWN PLANNING DIVISION
 REG NO. 19 JUN 2008
 FILE NO. 19 JUN 2008
 REG NO. 19 JUN 2008